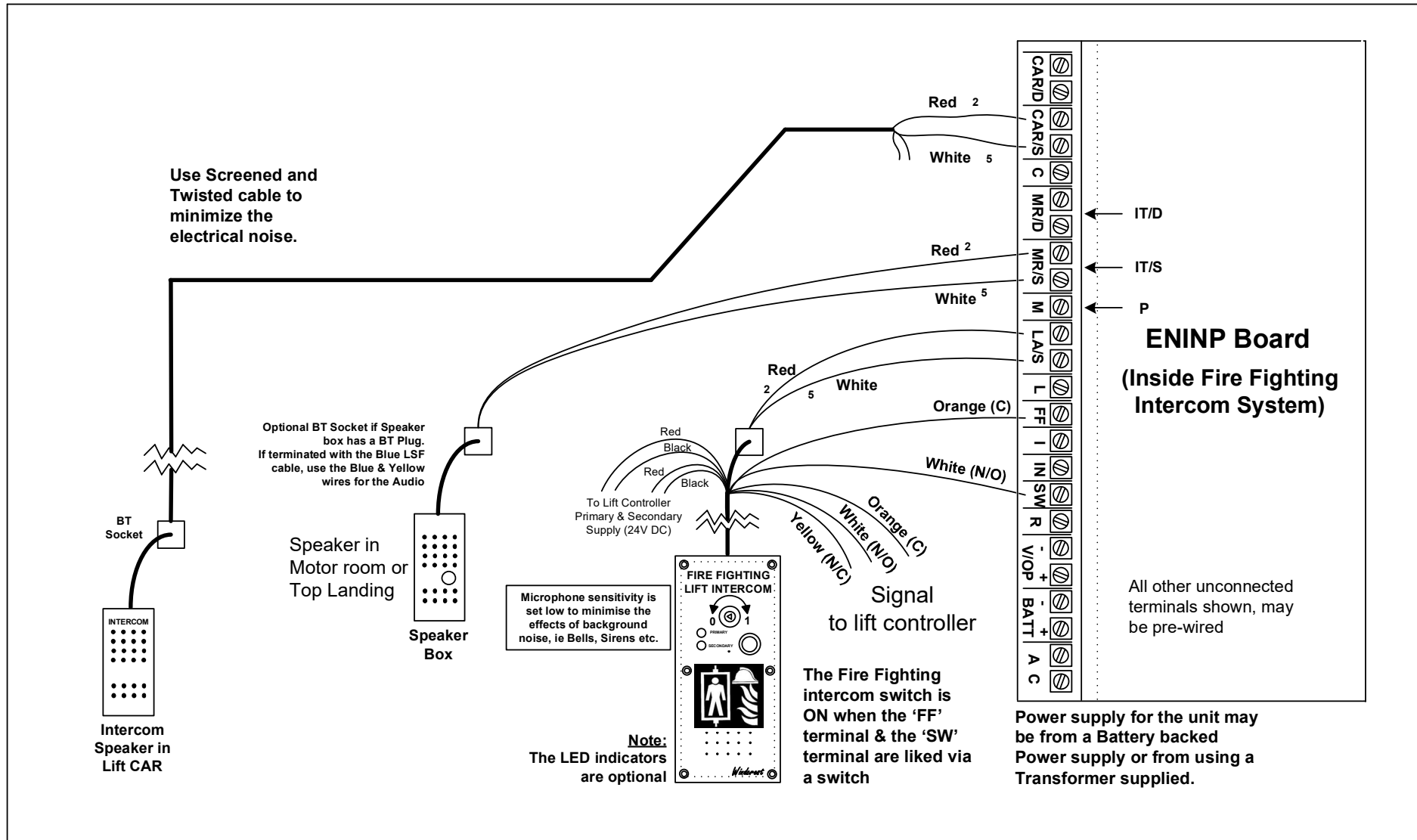


Fire Fighting Intercom System Reference Index

<u>System</u>	<u>Page</u>
1) Standalone Fire Fighting Intercom System (For installations without an Autodialler System; can be for MRL Lifts)	1
2) Fire Fighting + AD1000EN-1R & AD1000EN-3R (For installations with AD1000EN-1R or AD1000EN-3R Autodialler System; can be for MRL Lifts)	2
3) Fire Fighting + Standard AD1000EN-4R (For installations with a Standard AD1000EN-4R Autodialler System)	3 & 4
4) Fire Fighting + MRL AD1000EN-4R (For installations with an AD1000EN-4R MRL Autodialler System)	5 & 6
5) Operation of the Fire Fighting System.....	7

Please note, when the car returns to the FSAL (Ground) floor feedback may result. To avoid this, the landing speaker needs to be routed through a relay controlled by the door limit switch.

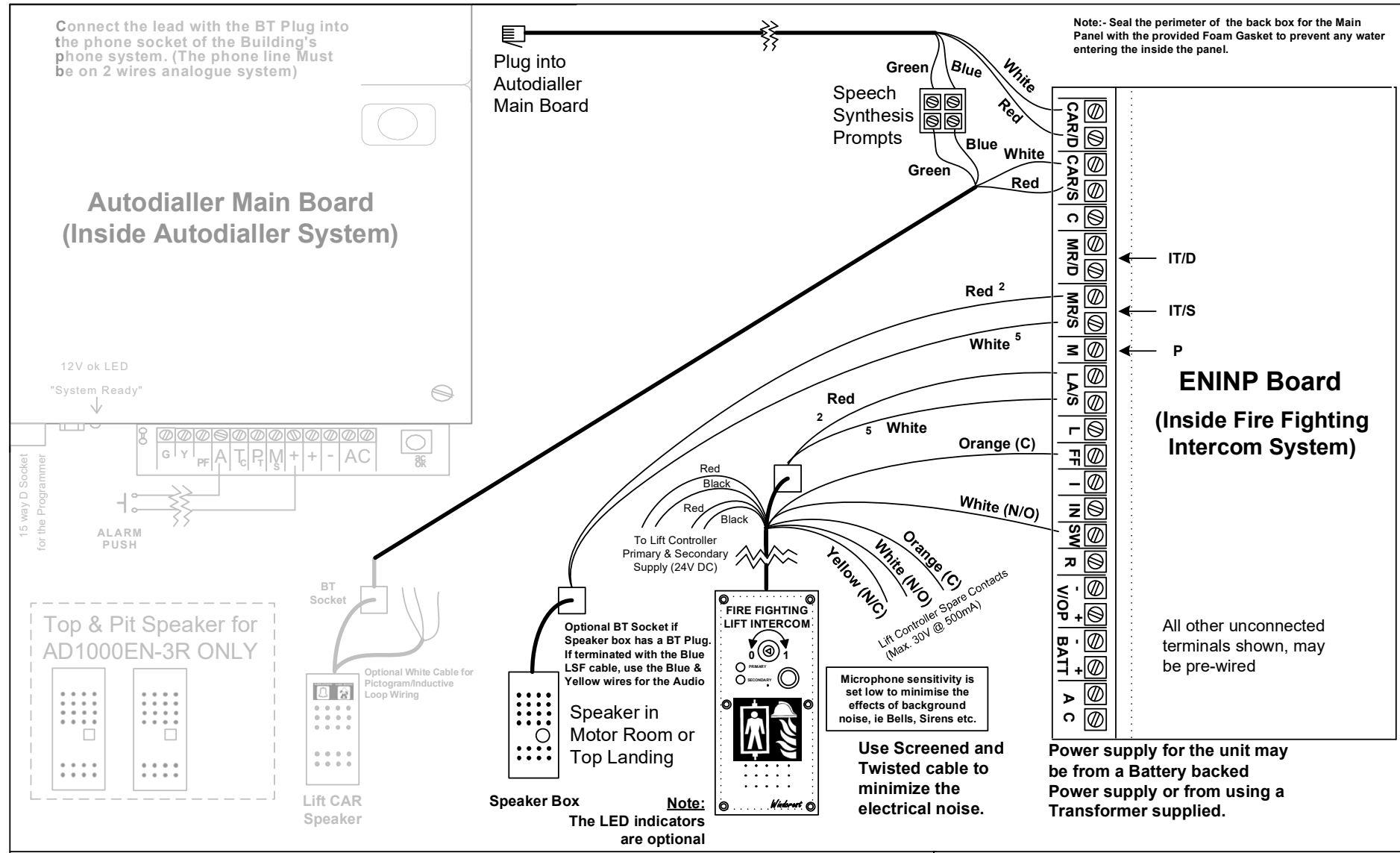


Wiring of the Standalone Fire Fighting Intercom System

Drawing: Standalone FF Date: 02/04/08
 Page: 1/7

Winderest

Tel: 0208 795 0333
 Fax: 0208 795 0444

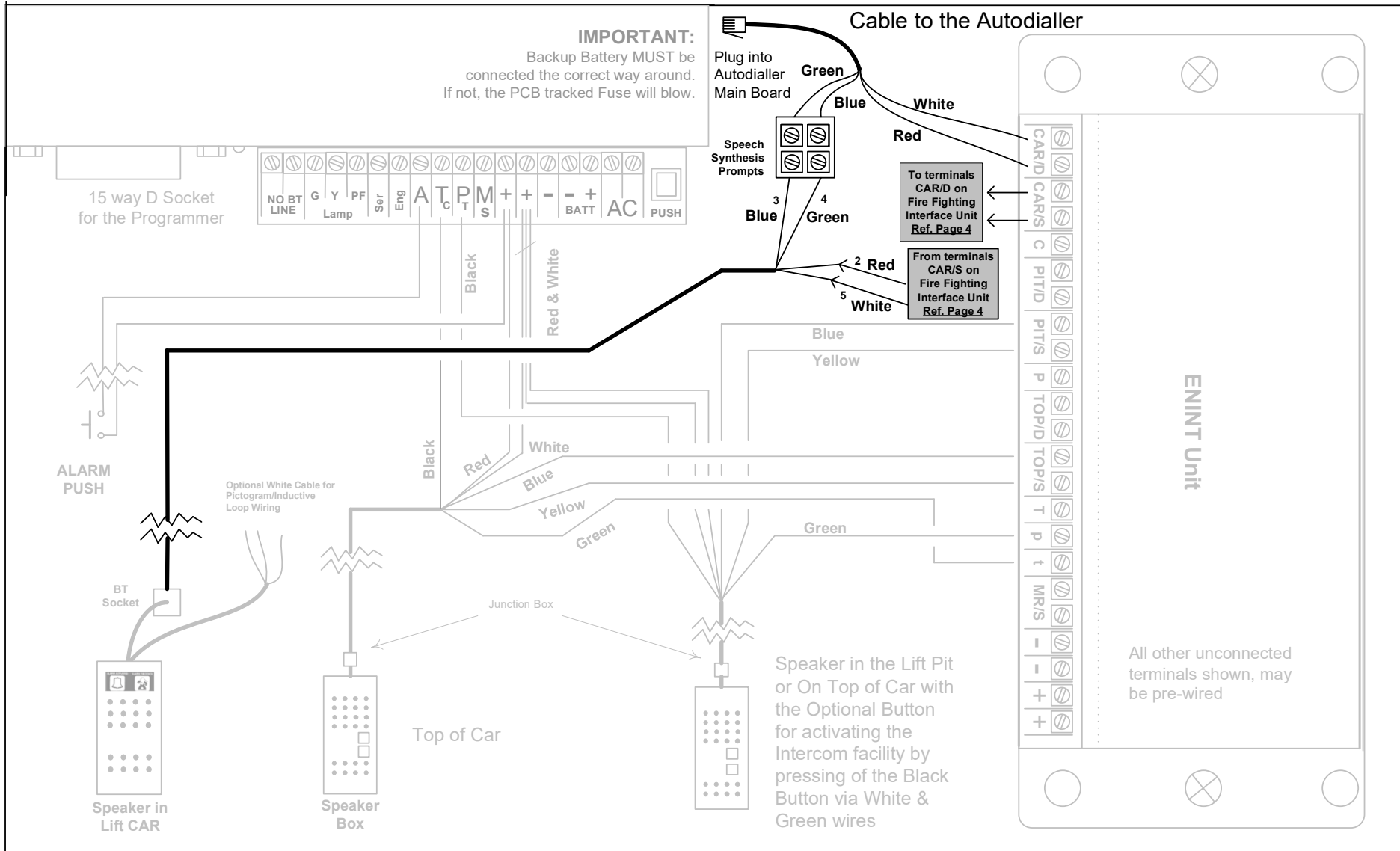


Wiring of the Fire Fighting Interface System to an AD1000EN-1R/3R Autodialler

Drawing: FF + EN1/EN3 Date: 02/04/08
Page: 2/7

Winderest

Tel: 0208 795 0333
Fax: 0208 795 0444

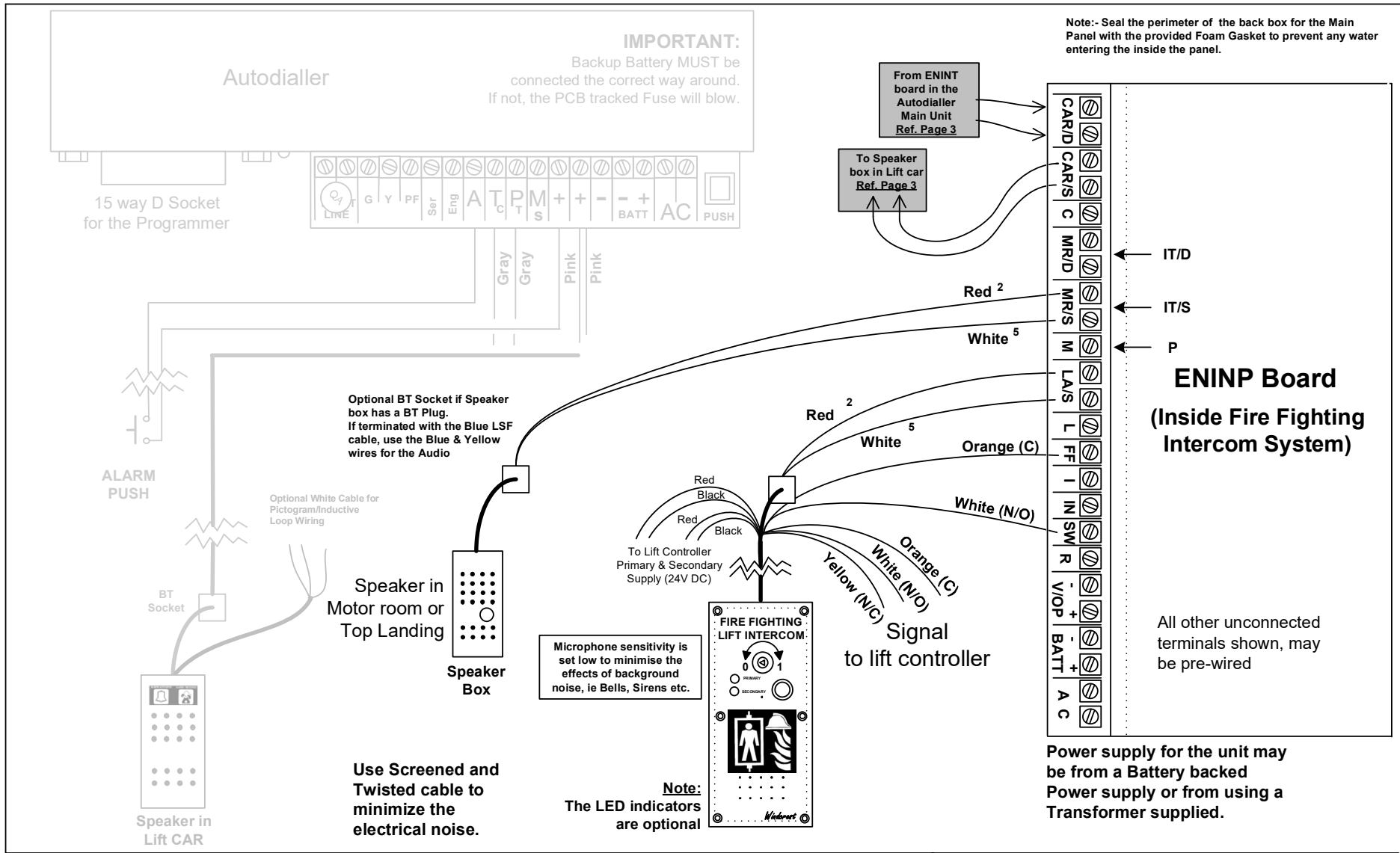


Wiring of the Fire Fighting Interface System to AD1000EN-4R Autodialler

Drawing: FF + EN4 ENINT Date: 09/12/05
Page: 3/7

Winderest

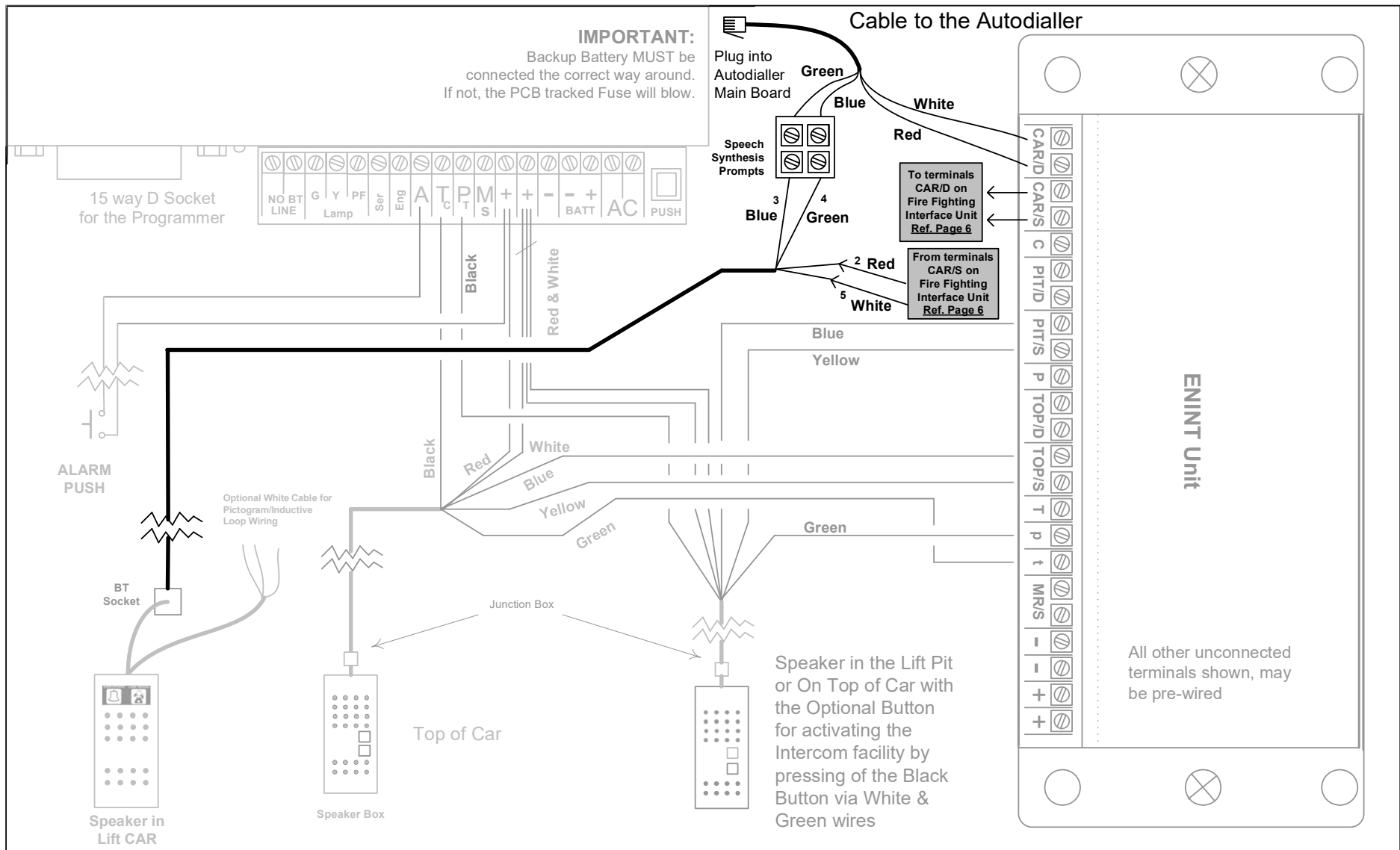
Tel: 0181 795 0333
Fax: 0181 795 0444



Wiring of the Fire Fighting Interface System to AD1000EN-4R Autodialler

Drawing: FF + EN4 Date: 02/04/08
Page: 4/7

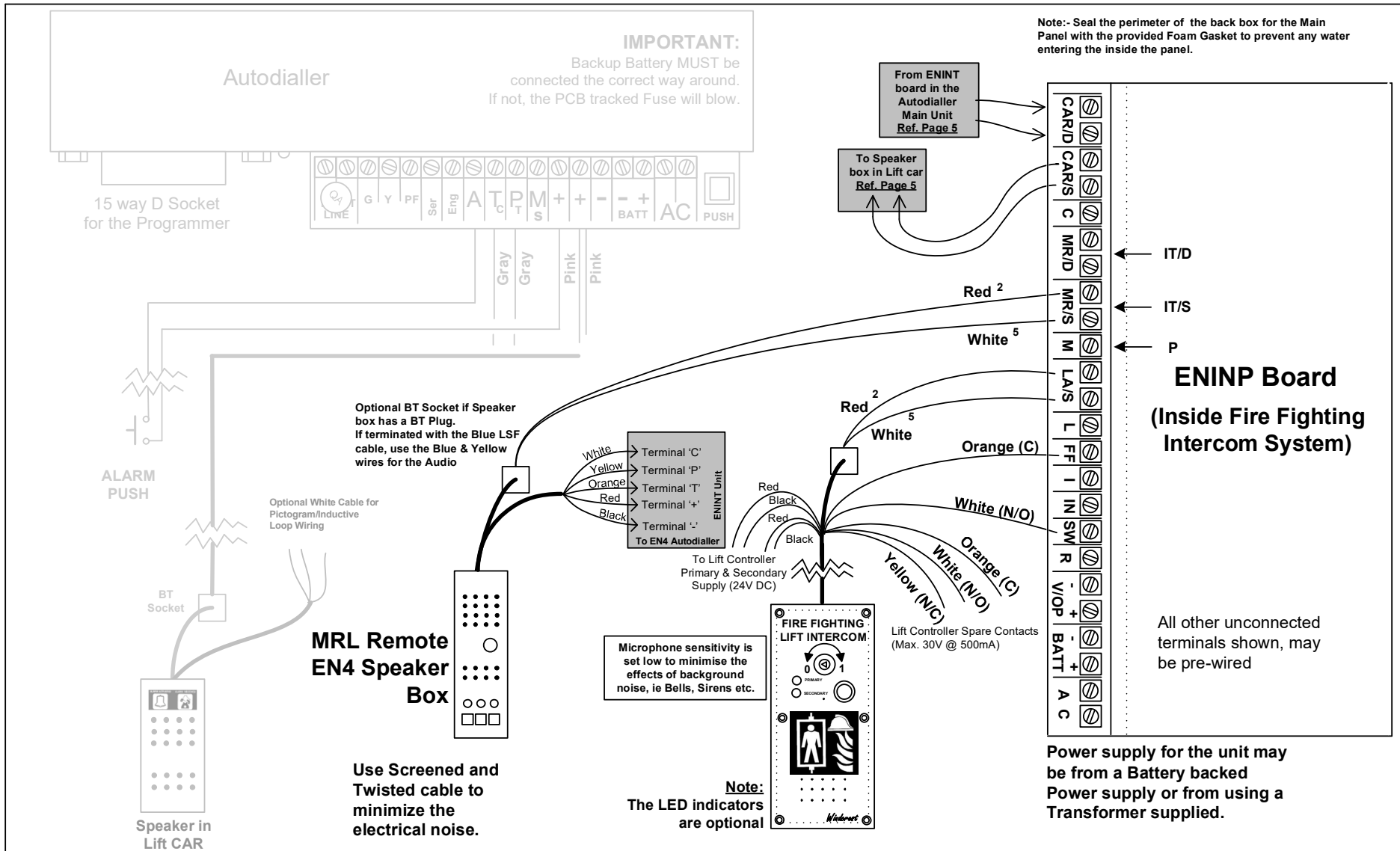
Windcrest Tel: 0208 795 0333
Fax: 0208 795 0444



Wiring of the Fire Fighting Interface System to AD1000EN-4R MRL Autodialler

Drawing: FF + EN4 MRL ENINT Date: 09/12/05
Page: 5/7

Windercrest Tel: 0181 795 0333
Fax: 0181 795 0444



Wiring of the Fire Fighting Interface System to AD1000EN-4R MRL Autodialler

Drawing: FF + EN4 MRL Date: 02/04/08
Page: 6/7

Windcrest

Tel: 0208 795 0333
Fax: 0208 795 0444

Operation:-

Turning ON the Fire Fighting Euro Switch on the Panel will open the communication link among Master Panel, Lift Car Speaker & Motor Room/Top Landing Speaker. Communication from Lift Car will be handsfree. To speak from Master Panel and Motor Room/Top Landing Speaker, Press to Speak button is provided.

Spare Lift Controllers contacts are available on the Master Panel, which will operate when the Fire Fighting Switch is turned ON. These contacts can be wired to Lift Controller to bring the Lift to the ground floor when the Fire Fighting switch is ON.

Turning the Euro Switch to OFF on the Fire Fighting panel will close the communication link and the lift controller contacts will be broken.

Please note, when the lift car returns to the FSAL (Ground) floor feedback may result between the Lift Car Speaker & the Fire Fighting Panel. To avoid this, the lift car speaker needs to be routed through a finger/pencil magnetic switch, such that when the Lift doors are opened at the Ground Floor/FSAL/Main exit floor, it disconnects the car speaker.

Master Panel is IPX3 Rated. Seal the perimeter of the back box for the Main Panel to prevent any water entering the inside the panel.

Operation of the Fire Fighting Intercom

Drawing: FF OP Date: 20/04/17

Page: 7/7

Windcrest

Tel: 0208 795 0333

Fax: 0208 795 0444